Environmental Product Declaration

In accordance with ISO 14025 for:

Attends Soft



Programme:	The International EPD® System www.environdec.com
Programme operator:	EPD International AB
EPD registration number:	S-P-07761
Publication date:	2022-12-22
Valid until:	2027-12-22
Geographical scope:	Europe

Heruntergeladen von Gast (IP 216.73.217.10) am 25.11.2026 um 02:03 Uhr · sana.swiss

Attends 3
Attends - a part of Attindas Hygiene Partners 4
This environmental declaration covers the following products 4
Environmental Product Declaration 6
Environmental performance related information 8
Attends Soft Mini 1 9
Attends Soft Mini Long 1 11
Attends Soft Normal 2 Single Wrap 13
Attends Soft Normal 2 15
Attends Soft Extra 3 Single Wrap 17
Attends Soft Extra 3 19
Attends Soft Extra Plus 3 Single Wrap 21
Attends Soft Extra Plus 3 23
Attends Soft 4 Super 25
Attends Soft 5 27
Attends Soft 6 29
Attends Soft 7 31
Attends Lady Night Pad 6 33
Programme-related information and verification 35
Differences compared to previous version 36
References 36

Heruntergeladen von Gast (IP 216.73.217.10) am 25.11.2026 um 02:03 Uhr · sana.swiss

Attends

Attends offers an extensive range of light, moderate and heavy disposable body worn and specialist incontinence products for care givers and consumers.

Significant factors in the continued progress of the company are a fully automated manufacturing facility, efficient customer service and logistics support, the strength of the Attends brand and the company's ability to tailor leading-edge absorbent technologies to improve the product offering to consumers and care givers. The Attends brand is represented in more than 20 countries in Europe, the Middle East and Australasia via local subsidiary companies or distributor partners.

www.attends.se

All products included in this EPD are manufactured at Attends production plant in Aneby, Sweden. The plant is certified according to ISO 9001, 13485 and 14001. The plant is also certified according to FSC and PEFC chain of custody and as a climate neutral production site according to the GHG Protocol. The plant uses 100% hydropower with a guarantee of origin.



CERTIFIED ISO 14001

Climate neutral Site
ClimatePartner.com/15885-2109-1001

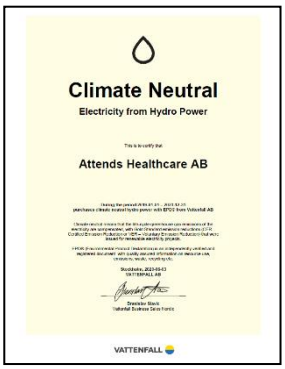

Heruntergeladen von Gast (IP 216.73.217.10) am 25.11.2026 um 02:03 Uhr · sana.swiss

Attends - a part of Attindas Hygiene Partners

Attends is part of the Attindas Hygiene Partners group whose headquarters are in Raleigh, North Carolina, USA.

Attindas is a global leader focused on absorbent adult incontinence, baby care, and clinical hygiene solutions.

Attindas is in the business of improving the quality of life for millions of people worldwide every year through our differentiated assortment of adult incontinence products, baby diapers, and other clinical and hygiene offerings.

www.attindas.com

Heruntergeladen von Gast (IP 216.73.217.10) am 25.11.2026 um 02:03 Uhr · sana.swiss

This environmental declaration covers the following products

Product	Article	Weight (g)
Attends Soft Mini 1	205327	7,1
Attends Soft Mini Long 1	204863	9,1
Attends Soft Normal 2 Single Wrap	207246	13,5
Attends Soft Normal 2	212684	13,5
Attends Soft Extra 3 Single Wrap	207260	18,8
Attends Soft Extra 3	208267	18,8
Attends Soft Extra Plus 3 Single Wrap	205112	24,3
Attends Soft Extra Plus 3	212714	24,3
Attends Soft 4 Super	212677 208281 207673	31,8 31,8 31,8
Attends Soft 5	204771	39,8
Attends Soft 6	204795	41,9
Attends Soft 7	204818	48,9
Attends Lady Night Pad 6	211939	43,7



Attends Soft is a range of pads for all types of urinary incontinence – from very light to heavy leaks. The products are discrete, soft, and suitable for sensitive skin. Attends Soft can be worn in regular, close fitting underwear.

All products in this EPD are approved according to the Nordic Swan Ecolabel and OEKO-TEX Standard 100, class 1 baby.

NORDIC SWAN ECOLABEL
3023 0086

Attends

Heruntergeladen von Gast (IP 216.73.217.10) am 25.11.2026 um 02:03 Uhr · sana.swiss

Environmental Product Declaration

The LCA study will calculate the environmental performance of fifteen Attends soft products.

The product is made of textile back sheet material (polyethylene, calcium carbonate and polypropylene), nonwoven (polypropylene), cellulose pulp, superabsorbent polymer, polyester, hotmelt adhesive and elastics of polyurethane. Alcohol based ink is used for LOT-coding.

The packaging for the finished product consists of distribution packaging made of corrugated cardboard and a polyethylene bag with 30% PCR used as consumer packaging. The cardboard box contains minimum 54% of recycled fibers. Attends does not have direct control of the production of the consumer packaging

The materials used for the products and packaging comply with the Regulation (EC) No 1907/2006 of the European parliament and of the council of 18 December 2006 concerning the Registration, Evaluation, Authorization and Restriction of Chemicals (REACH) and the Regulation (EC) No 1272/2008 of the European Parliament and of the Council of 16 December 2008 on classification, labelling and packaging of substances and mixtures

The finished product weight ranges between 7,1 and 48,9 g depending on the size and absorbency level where Mini 1 is the lightest and Soft 7 is the heaviest.

The amount of raw material depends on the size and the absorption level. The absorbent material is the same regardless of size, but the amount depends on the absorbency.

Cellulose	53-65%
Polymers	18-28%
Plastics	8-20%

Heruntergeladen von Gast (IP 216.73.217.10) am 25.11.2026 um 02:03 Uhr · sana.swiss

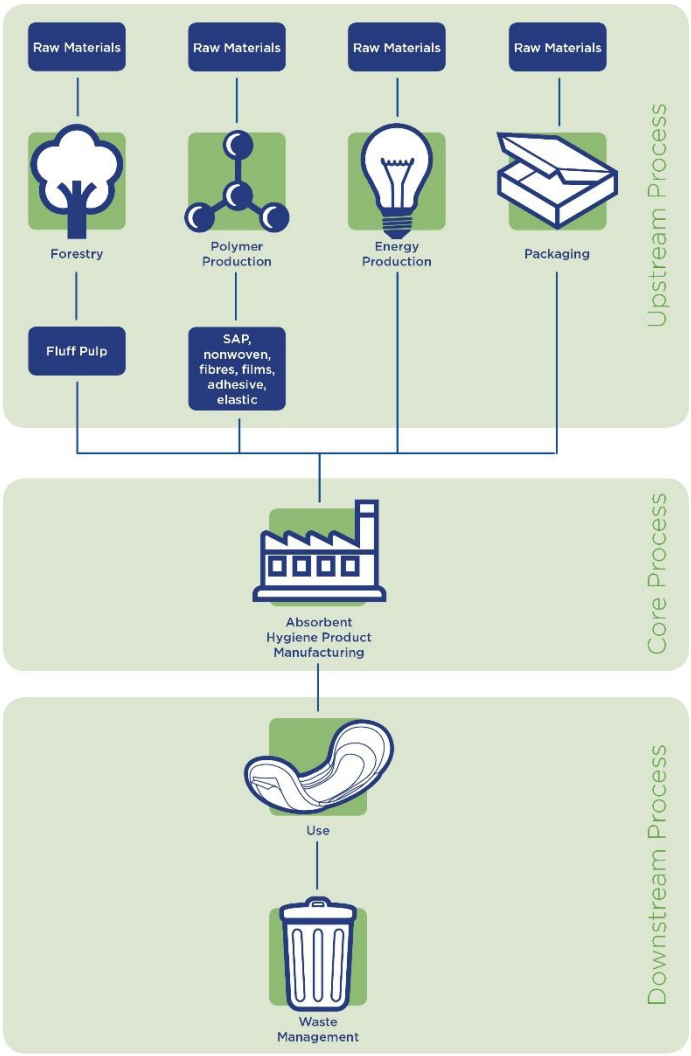

The figure shows a system diagram illustrating the main processes and the division into Upstream, Core and Downstream processes.

The life cycle is divided into three different life cycle stages:

- **Upstream processes** (from cradle-to-gate). This includes extraction of natural resources for the different raw materials as well as fuel production for both heat and power generation.
- **Core processes** (from gate-to-gate). This phase includes transport of input materials and the manufacturing of the Attends Soft in Aneby, Sweden and includes energy, heat and other consumables as well as handling of production waste.
- **Downstream processes** (from gate-to-grave). This phase includes transport to the end user and disposal of the product. The usage phase has no environmental impact.

After the completeness check all materials and processes are found to be included and represented in a full life cycle Cradle to Grave perspective.

Heruntergeladen von Gast (IP 216.73.217.10) am 25.11.2026 um 02:03 Uhr · sana.swiss

Environmental performance related information

Functional Unit	The functional unit is one product. Data is also reported for one day of absorbent product use which is 4 products.
Product group classification	UN CPC 32193
Geographical area	Products sold in Europe
List of materials	In order to keep a level of confidentiality regarding the product composition the raw materials have been combined into three categories. For the calculations each products specification has been used.
Compliant with	This EPD follow the Book-keeping LCA approach which is defined as attributional LCA in the ISO 14040 standard. This EPD follow the PCR 2011:14 v. 3.02 Absorbent Hygiene Products. This PCR complies with the General Programme Instruction of the International EPD® System, version 3.01.
Cut-Off rules	For this LCA study a 1 % cut off rule was applied.
Reference year for data	Core process data from 2021. Data for pulp from 2018, SAP 2019. Other raw materials from 2016-2021. Article specifications from 2022. Generic data from ecoinvent 3.8.
Background data	All generic data comes from ecoinvent 3.8 except one dataset from Industry data 2.0.
Waste management scenario	The waste management allocation is based on Eurostat statistics from 2020 calculated with specific data from the 7 countries where Attends has most sales and an EU average used for the remaining countries. The result is 15 % to landfill and 85 % for incineration. According to the PCR the environmental impacts of incineration process with energy recovery shall be attributed 50% to the product and 50% to the energy recovery process. Benefits and credits of energy recovery are attributed 100% to energy recovery (outside system boundary).
PCR	PCR 2011 :14 Absorbent Hygiene Products (3.0.2)
Allocations	Polluter Pays / Allocation by Classification
Impact assessment methods	Total use of renewable and non-renewable resources was calculated with Cumulative Energy Demand 1.11 method. Emission of greenhouse gases was calculated using the IPCC 2021 GWP method with a 100-year horizon.
Software	Simapro 9.3

Heruntergeladen von Gast (IP 216.73.217.10) am 25.11.2026 um 02:03 Uhr · sana.swiss

Attends Soft Mini 1

One absorbent product

Parameter		Unit	Total	Upstream	Core	Downstream
Global warming potential (GWP)	Fossil	kg CO_2 eq.	0.019	0.011	0.002	0.006
	Biogenic	kg CO_2 eq.	0.000	0.000	0.000	0.000
	Land use and land use change	kg CO_2 eq.	0.000	0.000	0.000	0.000
	TOTAL	kg CO_2 eq.	0.020	0.011	0.002	0.006
Acidification potential (AP)		kg SO_2 eq.	5.64E-05	4.23E-05	5.97E-06	8.07E-06
Eutrophication potential (EP)		kg PO_4^{3-} eq.	2.12E-05	1.44E-05	1.63E-06	5.20E-06
Photochemical oxidant creation potential (POCP)		kg NMVOC eq.	5.81E-05	3.95E-05	7.42E-06	1.12E-05
Abiotic depletion potential (ADP) - elements		kg Sb eq.	6.88E-08	5.81E-08	5.47E-09	5.29E-09
Abiotic depletion potential (ADP) - fossil resources		MJ, net calorific value	3.21E-01	2.75E-01	2.03E-02	2.57E-02
Water deprivation potential (WDP)		m^3 world eq.	5.81E-05	3.95E-05	7.42E-06	1.12E-05

Parameter		Unit	Total	Upstream	Core	Downstream
Primary energy resources - Renewable	Used as energy carrier	MJ, net calorific value	1.12E-01	9.45E-02	1.65E-02	1.00E-03
	Used as raw materials	MJ, net calorific value	8.79E-02	8.79E-02	0.00E+00	0.00E+00
	Total	MJ, net calorific value	2.00E-01	1.82E-01	1.65E-02	1.00E-03
Primary energy resources – Non-renewable	Used as energy carrier	MJ, net calorific value	1.96E-01	1.45E-01	2.23E-02	2.81E-02
	Used as raw materials	MJ, net calorific value	1.63E-01	1.63E-01	0.00E+00	0.00E+00
	Total	MJ, net calorific value	3.59E-01	3.08E-01	2.23E-02	2.81E-02
Secondary material		Kg	N/A	N/A	N/A	N/A
Renewable secondary fuels		MJ, net calorific value	N/A	N/A	N/A	N/A
Non-renewable secondary fuels		MJ, net calorific value	N/A	N/A	N/A	N/A
Net use of fresh water		m^3	4.05E-04	3.73E-04	2.23E-05	9.49E-06

Parameter	Unit	Total	Upstream	Core	Downstream
Hazardous waste disposed	kg	4.56E-08	1.33E-17	4.56E-08	0.00E+00
Non-hazardous waste disposed	kg	4.95E-04	2.82E-17	4.95E-04	0.00E+00
Radioactive waste disposed	kg	8.66E-10	0.00E+00	8.66E-10	0.00E+00
Components for reuse	kg	N/A	N/A	N/A	N/A
Material for recycling	kg	1.04E-03	0.00E+00	1.04E-03	0.00E+00
Materials for energy recovery	kg	3.61E-03	0.00E+00	0.00E+00	3.61E-03
Exported energy, electricity	MJ	N/A	N/A	N/A	N/A
Exported energy, thermal	MJ	N/A	N/A	N/A	N/A

Heruntergeladen von Gast (IP 216.73.217.10) am 25.11.2026 um 02:03 Uhr · sana.swiss

Attends Soft Mini 1

One day of absorbent product use

Parameter		Unit	Total	Upstream	Core	Downstream
Global warming potential (GWP)	Fossil	kg CO_2 eq.	0.077	0.045	0.008	0.024
	Biogenic	kg CO_2 eq.	0.001	0.000	0.000	0.001
	Land use and land use change	kg CO_2 eq.	0.000	0.000	0.000	0.000
	TOTAL	kg CO_2 eq.	0.079	0.045	0.008	0.025
Acidification potential (AP)		kg SO_2 eq.	2.25E-04	1.69E-04	2.39E-05	3.23E-05
Eutrophication potential (EP)		kg PO_4^{3-} eq.	8.48E-05	5.75E-05	6.53E-06	2.08E-05
Photochemical oxidant creation potential (POCP)		kg NMVOC eq.	2.32E-04	1.58E-04	2.97E-05	4.48E-05
Abiotic depletion potential (ADP) - elements		kg Sb eq.	2.75E-07	2.32E-07	2.19E-08	2.12E-08
Abiotic depletion potential (ADP) - fossil resources		MJ, net calorific value	1.29E+00	1.10E+00	8.14E-02	1.03E-01
Water deprivation potential (WDP)		m^3 world eq.	5.07E-02	4.89E-02	1.37E-03	4.14E-04

Parameter		Unit	Total	Upstream	Core	Downstream
Primary energy resources - Renewable	Used as energy carrier	MJ, net calorific value	1.38E+00	1.18E+00	8.65E-02	1.09E-01
	Used as raw materials	MJ, net calorific value	5.99E-02	5.41E-02	2.68E-03	3.13E-03
	Total	MJ, net calorific value	8.12E-05	6.83E-05	8.54E-06	4.37E-06
Primary energy resources – Non-renewable	Used as energy carrier	MJ, net calorific value	7.35E-01	6.70E-01	6.43E-02	5.11E-04
	Used as raw materials	MJ, net calorific value	1.15E-02	1.09E-02	2.78E-04	2.43E-04
	Total	MJ, net calorific value	5.34E-02	4.85E-02	1.58E-03	3.25E-03
Secondary material		Kg	N/A	N/A	N/A	N/A
Renewable secondary fuels		MJ, net calorific value	N/A	N/A	N/A	N/A
Non-renewable secondary fuels		MJ, net calorific value	N/A	N/A	N/A	N/A
Net use of fresh water		m^3	1.62E-03	1.49E-03	8.91E-05	3.80E-05

Parameter	Unit	Total	Upstream	Core	Downstream
Hazardous waste disposed	kg	1.82E-07	5.33E-17	1.82E-07	0.00E+00
Non-hazardous waste disposed	kg	1.98E-03	1.13E-16	1.98E-03	0.00E+00
Radioactive waste disposed	kg	3.46E-09	0.00E+00	3.46E-09	0.00E+00
Components for reuse	kg	N/A	N/A	N/A	N/A
Material for recycling	kg	4.17E-03	0.00E+00	4.17E-03	0.00E+00
Materials for energy recovery	kg	1.45E-02	0.00E+00	0.00E+00	1.45E-02
Exported energy, electricity	MJ	N/A	N/A	N/A	N/A
Exported energy, thermal	MJ	N/A	N/A	N/A	N/A

Heruntergeladen von Gast (IP 216.73.217.10) am 25.11.2026 um 02:03 Uhr · sana.swiss

Attends Soft Mini Long 1

One absorbent product

Parameter		Unit	Total	Upstream	Core	Downstream
Global warming potential (GWP)	Fossil	kg CO_2 eq.	0.024	0.014	0.002	0.008
	Biogenic	kg CO_2 eq.	0.000	0.000	0.000	0.000
	Land use and land use change	kg CO_2 eq.	0.000	0.000	0.000	0.000
	TOTAL	kg CO_2 eq.	0.025	0.014	0.002	0.008
Acidification potential (AP)		kg SO_2 eq.	7.08E-05	5.35E-05	6.89E-06	1.03E-05
Eutrophication potential (EP)		kg PO_4^{3-} eq.	2.68E-05	1.84E-05	1.80E-06	6.61E-06
Photochemical oxidant creation potential (POCP)		kg NMVOC eq.	7.26E-05	4.99E-05	8.40E-06	1.44E-05
Abiotic depletion potential (ADP) - elements		kg Sb eq.	8.70E-08	7.39E-08	6.30E-09	6.80E-09
Abiotic depletion potential (ADP) - fossil resources		MJ, net calorific value	4.02E-01	3.45E-01	2.39E-02	3.30E-02
Water deprivation potential (WDP)		m^3 world eq.	1.60E-02	1.55E-02	3.54E-04	1.33E-04

Parameter		Unit	Total	Upstream	Core	Downstream
Primary energy resources - Renewable	Used as energy carrier	MJ, net calorific value	1.38E-01	1.20E-01	1.66E-02	1.29E-03
	Used as raw materials	MJ, net calorific value	1.13E-01	1.13E-01	0.00E+00	0.00E+00
	Total	MJ, net calorific value	2.52E-01	2.34E-01	1.66E-02	1.29E-03
Primary energy resources – Non-renewable	Used as energy carrier	MJ, net calorific value	2.45E-01	1.82E-01	2.62E-02	3.61E-02
	Used as raw materials	MJ, net calorific value	2.05E-01	2.05E-01	0.00E+00	0.00E+00
	Total	MJ, net calorific value	4.49E-01	3.87E-01	2.62E-02	3.61E-02
Secondary material		Kg	N/A	N/A	N/A	N/A
Renewable secondary fuels		MJ, net calorific value	N/A	N/A	N/A	N/A
Non-renewable secondary fuels		MJ, net calorific value	N/A	N/A	N/A	N/A
Net use of fresh water		m^3	5.14E-04	4.78E-04	2.29E-05	1.22E-05

Parameter	Unit	Total	Upstream	Core	Downstream
Hazardous waste disposed	kg	4.56E-08	1.61E-17	4.56E-08	0.00E+00
Non-hazardous waste disposed	kg	4.95E-04	3.41E-17	4.95E-04	0.00E+00
Radioactive waste disposed	kg	8.66E-10	0.00E+00	8.66E-10	0.00E+00
Components for reuse	kg	N/A	N/A	N/A	N/A
Material for recycling	kg	1.14E-03	0.00E+00	1.14E-03	0.00E+00
Materials for energy recovery	kg	4.60E-03	0.00E+00	0.00E+00	4.60E-03
Exported energy, electricity	MJ	N/A	N/A	N/A	N/A
Exported energy, thermal	MJ	N/A	N/A	N/A	N/A

Heruntergeladen von Gast (IP 216.73.217.10) am 25.11.2026 um 02:03 Uhr · sana.swiss

Attends Soft Mini Long 1

One day of absorbent product use

Parameter		Unit	Total	Upstream	Core	Downstream
Global warming potential (GWP)	Fossil	kg CO_2 eq.	0.096	0.057	0.009	0.030
	Biogenic	kg CO_2 eq.	0.001	0.000	0.000	0.001
	Land use and land use change	kg CO_2 eq.	0.001	0.000	0.000	0.000
	TOTAL	kg CO_2 eq.	0.098	0.057	0.009	0.031
Acidification potential (AP)		kg SO_2 eq.	2.83E-04	2.14E-04	2.76E-05	4.14E-05
Eutrophication potential (EP)		kg PO_4^{3-} eq.	1.07E-04	7.36E-05	7.19E-06	2.64E-05
Photochemical oxidant creation potential (POCP)		kg NMVOC eq.	2.91E-04	2.00E-04	3.36E-05	5.74E-05
Abiotic depletion potential (ADP) - elements		kg Sb eq.	3.48E-07	2.96E-07	2.52E-08	2.72E-08
Abiotic depletion potential (ADP) - fossil resources		MJ, net calorific value	1.61E+00	1.38E+00	9.57E-02	1.32E-01
Water deprivation potential (WDP)		m^3 world eq.	6.39E-02	6.19E-02	1.42E-03	5.32E-04

Parameter		Unit	Total	Upstream	Core	Downstream
Primary energy resources - Renewable	Used as energy carrier	MJ, net calorific value	5.53E-01	4.82E-01	6.64E-02	5.14E-03
	Used as raw materials	MJ, net calorific value	4.53E-01	4.53E-01	0.00E+00	0.00E+00
	Total	MJ, net calorific value	1.01E+00	9.35E-01	6.64E-02	5.14E-03
Primary energy resources – Non-renewable	Used as energy carrier	MJ, net calorific value	9.78E-01	7.29E-01	1.05E-01	1.44E-01
	Used as raw materials	MJ, net calorific value	8.19E-01	8.19E-01	0.00E+00	0.00E+00
	Total	MJ, net calorific value	1.80E+00	1.55E+00	1.05E-01	1.44E-01
Secondary material		Kg	N/A	N/A	N/A	N/A
Renewable secondary fuels		MJ, net calorific value	N/A	N/A	N/A	N/A
Non-renewable secondary fuels		MJ, net calorific value	N/A	N/A	N/A	N/A
Net use of fresh water		m^3	2.05E-03	1.91E-03	9.15E-05	4.87E-05

Parameter	Unit	Total	Upstream	Core	Downstream
Hazardous waste disposed	kg	1.82E-07	6.44E-17	1.82E-07	0.00E+00
Non-hazardous waste disposed	kg	1.98E-03	1.36E-16	1.98E-03	0.00E+00
Radioactive waste disposed	kg	3.46E-09	0.00E+00	3.46E-09	0.00E+00
Components for reuse	kg	N/A	N/A	N/A	N/A
Material for recycling	kg	4.55E-03	0.00E+00	4.55E-03	0.00E+00
Materials for energy recovery	kg	1.84E-02	0.00E+00	0.00E+00	1.84E-02
Exported energy, electricity	MJ	N/A	N/A	N/A	N/A
Exported energy, thermal	MJ	N/A	N/A	N/A	N/A

Heruntergeladen von Gast (IP 216.73.217.10) am 25.11.2026 um 02:03 Uhr · sana.swiss

Attends Soft Normal 2 Single Wrap

One absorbent product

Parameter		Unit	Total	Upstream	Core	Downstream
Global warming potential (GWP)	Fossil	kg CO_2 eq.	0.032	0.019	0.003	0.010
	Biogenic	kg CO_2 eq.	0.001	0.000	0.000	0.000
	Land use and land use change	kg CO_2 eq.	0.000	0.000	0.000	0.000
	TOTAL	kg CO_2 eq.	0.032	0.019	0.003	0.010
Acidification potential (AP)		kg SO_2 eq.	9.58E-05	7.18E-05	8.69E-06	1.53E-05
Eutrophication potential (EP)		kg PO_4^{3-} eq.	3.59E-05	2.47E-05	2.17E-06	9.12E-06
Photochemical oxidant creation potential (POCP)		kg NMVOC eq.	9.66E-05	6.50E-05	1.04E-05	2.12E-05
Abiotic depletion potential (ADP) - elements		kg Sb eq.	1.18E-07	9.92E-08	8.44E-09	1.00E-08
Abiotic depletion potential (ADP) - fossil resources		MJ, net calorific value	5.11E-01	4.30E-01	3.29E-02	4.86E-02
Water deprivation potential (WDP)		m^3 world eq.	2.33E-02	2.28E-02	3.82E-04	1.91E-04

Parameter		Unit	Total	Upstream	Core	Downstream
Primary energy resources - Renewable	Used as energy carrier	MJ, net calorific value	1.95E-01	1.77E-01	1.67E-02	1.90E-03
	Used as raw materials	MJ, net calorific value	1.85E-01	1.85E-01	0.00E+00	0.00E+00
	Total	MJ, net calorific value	3.80E-01	3.61E-01	1.67E-02	1.90E-03
Primary energy resources – Non-renewable	Used as energy carrier	MJ, net calorific value	3.07E-01	2.18E-01	3.60E-02	5.31E-02
	Used as raw materials	MJ, net calorific value	2.67E-01	2.67E-01	0.00E+00	0.00E+00
	Total	MJ, net calorific value	5.73E-01	4.84E-01	3.60E-02	5.31E-02
Secondary material		Kg	N/A	N/A	N/A	N/A
Renewable secondary fuels		MJ, net calorific value	N/A	N/A	N/A	N/A
Non-renewable secondary fuels		MJ, net calorific value	N/A	N/A	N/A	N/A
Net use of fresh water		m^3	7.81E-04	7.38E-04	2.41E-05	1.84E-05

Parameter	Unit	Total	Upstream	Core	Downstream
Hazardous waste disposed	kg	4.56E-08	1.64E-17	4.56E-08	0.00E+00
Non-hazardous waste disposed	kg	4.95E-04	3.47E-17	4.95E-04	0.00E+00
Radioactive waste disposed	kg	8.66E-10	0.00E+00	8.66E-10	0.00E+00
Components for reuse	kg	N/A	N/A	N/A	N/A
Material for recycling	kg	1.35E-03	0.00E+00	1.35E-03	0.00E+00
Materials for energy recovery	kg	6.78E-03	0.00E+00	0.00E+00	6.78E-03
Exported energy, electricity	MJ	N/A	N/A	N/A	N/A
Exported energy, thermal	MJ	N/A	N/A	N/A	N/A

Heruntergeladen von Gast (IP 216.73.217.10) am 25.11.2026 um 02:03 Uhr · sana.swiss

Attends Soft Normal 2 Single Wrap

One day of absorbent product use

Parameter		Unit	Total	Upstream	Core	Downstream
Global warming potential (GWP)	Fossil	kg CO_2 eq.	0.126	0.074	0.011	0.040
	Biogenic	kg CO_2 eq.	0.002	0.001	0.000	0.001
	Land use and land use change	kg CO_2 eq.	0.001	0.000	0.000	0.000
	TOTAL	kg CO_2 eq.	0.129	0.075	0.012	0.042
Acidification potential (AP)		kg SO_2 eq.	3.83E-04	2.87E-04	3.48E-05	6.11E-05
Eutrophication potential (EP)		kg PO_4^{3-} eq.	1.44E-04	9.86E-05	8.67E-06	3.65E-05
Photochemical oxidant creation potential (POCP)		kg NMVOC eq.	3.87E-04	2.60E-04	4.17E-05	8.48E-05
Abiotic depletion potential (ADP) - elements		kg Sb eq.	4.71E-07	3.97E-07	3.38E-08	4.01E-08
Abiotic depletion potential (ADP) - fossil resources		MJ, net calorific value	2.04E+00	1.72E+00	1.32E-01	1.94E-01
Water deprivation potential (WDP)		m^3 world eq.	9.34E-02	9.11E-02	1.53E-03	7.64E-04

Parameter		Unit	Total	Upstream	Core	Downstream
Primary energy resources - Renewable	Used as energy carrier	MJ, net calorific value	7.81E-01	7.06E-01	6.69E-02	7.59E-03
	Used as raw materials	MJ, net calorific value	7.39E-01	7.39E-01	0.00E+00	0.00E+00
	Total	MJ, net calorific value	1.52E+00	1.45E+00	6.69E-02	7.59E-03
Primary energy resources – Non-renewable	Used as energy carrier	MJ, net calorific value	1.23E+00	8.70E-01	1.44E-01	2.13E-01
	Used as raw materials	MJ, net calorific value	1.07E+00	1.07E+00	0.00E+00	0.00E+00
	Total	MJ, net calorific value	2.29E+00	1.94E+00	1.44E-01	2.13E-01
Secondary material		Kg	N/A	N/A	N/A	N/A
Renewable secondary fuels		MJ, net calorific value	N/A	N/A	N/A	N/A
Non-renewable secondary fuels		MJ, net calorific value	N/A	N/A	N/A	N/A
Net use of fresh water		m^3	3.12E-03	2.95E-03	9.66E-05	7.35E-05

Parameter	Unit	Total	Upstream	Core	Downstream
Hazardous waste disposed	kg	1.82E-07	6.55E-17	1.82E-07	0.00E+00
Non-hazardous waste disposed	kg	1.98E-03	1.39E-16	1.98E-03	0.00E+00
Radioactive waste disposed	kg	3.46E-09	0.00E+00	3.46E-09	0.00E+00
Components for reuse	kg	N/A	N/A	N/A	N/A
Material for recycling	kg	5.41E-03	0.00E+00	5.41E-03	0.00E+00
Materials for energy recovery	kg	2.71E-02	0.00E+00	0.00E+00	2.71E-02
Exported energy, electricity	MJ	N/A	N/A	N/A	N/A
Exported energy, thermal	MJ	N/A	N/A	N/A	N/A

Heruntergeladen von Gast (IP 216.73.217.10) am 25.11.2026 um 02:03 Uhr · sana.swiss

Attends Soft Normal 2

One absorbent product

Parameter		Unit	Total	Upstream	Core	Downstream
Global warming potential (GWP)	Fossil	kg CO_2 eq.	0.029	0.017	0.003	0.009
	Biogenic	kg CO_2 eq.	0.000	0.000	0.000	0.000
	Land use and land use change	kg CO_2 eq.	0.000	0.000	0.000	0.000
	TOTAL	kg CO_2 eq.	0.030	0.017	0.003	0.010
Acidification potential (AP)		kg SO_2 eq.	8.92E-05	6.63E-05	8.49E-06	1.44E-05
Eutrophication potential (EP)		kg PO_4^{3-} eq.	3.33E-05	2.28E-05	2.13E-06	8.41E-06
Photochemical oxidant creation potential (POCP)		kg NMVOC eq.	9.00E-05	5.98E-05	1.02E-05	2.00E-05
Abiotic depletion potential (ADP) - elements		kg Sb eq.	1.14E-07	9.61E-08	8.24E-09	9.47E-09
Abiotic depletion potential (ADP) - fossil resources		MJ, net calorific value	4.64E-01	3.86E-01	3.21E-02	4.59E-02
Water deprivation potential (WDP)		m^3 world eq.	2.22E-02	2.17E-02	3.80E-04	1.81E-04

Parameter		Unit	Total	Upstream	Core	Downstream
Primary energy resources - Renewable	Used as energy carrier	MJ, net calorific value	1.95E-01	1.77E-01	1.67E-02	1.79E-03
	Used as raw materials	MJ, net calorific value	1.78E-01	1.78E-01	0.00E+00	0.00E+00
	Total	MJ, net calorific value	3.74E-01	3.55E-01	1.67E-02	1.79E-03
Primary energy resources – Non-renewable	Used as energy carrier	MJ, net calorific value	2.75E-01	1.90E-01	3.50E-02	5.02E-02
	Used as raw materials	MJ, net calorific value	2.44E-01	2.44E-01	0.00E+00	0.00E+00
	Total	MJ, net calorific value	5.20E-01	4.35E-01	3.50E-02	5.02E-02
Secondary material		Kg	N/A	N/A	N/A	N/A
Renewable secondary fuels		MJ, net calorific value	N/A	N/A	N/A	N/A
Non-renewable secondary fuels		MJ, net calorific value	N/A	N/A	N/A	N/A
Net use of fresh water		m^3	7.64E-04	7.22E-04	2.43E-05	1.75E-05

Parameter	Unit	Total	Upstream	Core	Downstream
Hazardous waste disposed	kg	4.56E-08	1.09E-17	4.56E-08	0.00E+00
Non-hazardous waste disposed	kg	4.95E-04	2.32E-17	4.95E-04	0.00E+00
Radioactive waste disposed	kg	8.66E-10	0.00E+00	8.66E-10	0.00E+00
Components for reuse	kg	N/A	N/A	N/A	N/A
Material for recycling	kg	1.33E-03	0.00E+00	1.33E-03	0.00E+00
Materials for energy recovery	kg	6.40E-03	0.00E+00	0.00E+00	6.40E-03
Exported energy, electricity	MJ	N/A	N/A	N/A	N/A
Exported energy, thermal	MJ	N/A	N/A	N/A	N/A

Heruntergeladen von Gast (IP 216.73.217.10) am 25.11.2026 um 02:03 Uhr · sana.swiss

Attends Soft Normal 2

One day of absorbent product use

Parameter		Unit	Total	Upstream	Core	Downstream
Global warming potential (GWP)	Fossil	kg CO_2 eq.	0.117	0.069	0.011	0.037
	Biogenic	kg CO_2 eq.	0.002	0.001	0.000	0.001
	Land use and land use change	kg CO_2 eq.	0.001	0.000	0.000	0.000
	TOTAL	kg CO_2 eq.	0.119	0.070	0.011	0.038
Acidification potential (AP)		kg SO_2 eq.	3.57E-04	2.65E-04	3.39E-05	5.78E-05
Eutrophication potential (EP)		kg PO_4^{3-} eq.	1.33E-04	9.12E-05	8.50E-06	3.37E-05
Photochemical oxidant creation potential (POCP)		kg NMVOC eq.	3.60E-04	2.39E-04	4.07E-05	8.01E-05
Abiotic depletion potential (ADP) - elements		kg Sb eq.	4.55E-07	3.85E-07	3.30E-08	3.79E-08
Abiotic depletion potential (ADP) - fossil resources		MJ, net calorific value	1.85E+00	1.54E+00	1.28E-01	1.84E-01
Water deprivation potential (WDP)		m^3 world eq.	8.89E-02	8.67E-02	1.52E-03	7.25E-04

Parameter		Unit	Total	Upstream	Core	Downstream
Primary energy resources - Renewable	Used as energy carrier	MJ, net calorific value	7.82E-01	7.08E-01	6.69E-02	7.16E-03
	Used as raw materials	MJ, net calorific value	7.13E-01	7.13E-01	0.00E+00	0.00E+00
	Total	MJ, net calorific value	1.49E+00	1.42E+00	6.69E-02	7.16E-03
Primary energy resources – Non-renewable	Used as energy carrier	MJ, net calorific value	1.10E+00	7.61E-01	1.40E-01	2.01E-01
	Used as raw materials	MJ, net calorific value	9.78E-01	9.78E-01	0.00E+00	0.00E+00
	Total	MJ, net calorific value	2.08E+00	1.74E+00	1.40E-01	2.01E-01
Secondary material		Kg	N/A	N/A	N/A	N/A
Renewable secondary fuels		MJ, net calorific value	N/A	N/A	N/A	N/A
Non-renewable secondary fuels		MJ, net calorific value	N/A	N/A	N/A	N/A
Net use of fresh water		m^3	3.06E-03	2.89E-03	9.71E-05	7.01E-05

Parameter	Unit	Total	Upstream	Core	Downstream
Hazardous waste disposed	kg	1.82E-07	4.38E-17	1.82E-07	0.00E+00
Non-hazardous waste disposed	kg	1.98E-03	9.28E-17	1.98E-03	0.00E+00
Radioactive waste disposed	kg	3.46E-09	0.00E+00	3.46E-09	0.00E+00
Components for reuse	kg	N/A	N/A	N/A	N/A
Material for recycling	kg	5.31E-03	0.00E+00	5.31E-03	0.00E+00
Materials for energy recovery	kg	2.56E-02	0.00E+00	0.00E+00	2.56E-02
Exported energy, electricity	MJ	N/A	N/A	N/A	N/A
Exported energy, thermal	MJ	N/A	N/A	N/A	N/A

Heruntergeladen von Gast (IP 216.73.217.10) am 25.11.2026 um 02:03 Uhr · sana.swiss

Attends Soft Extra 3 Single Wrap

One absorbent product

Parameter		Unit	Total	Upstream	Core	Downstream
Global warming potential (GWP)	Fossil	kg CO_2 eq.	0.041	0.025	0.004	0.013
	Biogenic	kg CO_2 eq.	0.001	0.000	0.000	0.001
	Land use and land use change	kg CO_2 eq.	0.000	0.000	0.000	0.000
	TOTAL	kg CO_2 eq.	0.042	0.025	0.004	0.014
Acidification potential (AP)		kg SO_2 eq.	1.31E-04	9.89E-05	1.08E-05	2.15E-05
Eutrophication potential (EP)		kg PO_4^{3-} eq.	4.97E-05	3.49E-05	2.59E-06	1.23E-05
Photochemical oxidant creation potential (POCP)		kg NMVOC eq.	1.33E-04	9.06E-05	1.27E-05	2.98E-05
Abiotic depletion potential (ADP) - elements		kg Sb eq.	1.60E-07	1.35E-07	1.08E-08	1.41E-08
Abiotic depletion potential (ADP) - fossil resources		MJ, net calorific value	6.72E-01	5.60E-01	4.31E-02	6.83E-02
Water deprivation potential (WDP)		m^3 world eq.	3.32E-02	3.25E-02	4.14E-04	2.67E-04

Parameter		Unit	Total	Upstream	Core	Downstream
Primary energy resources - Renewable	Used as energy carrier	MJ, net calorific value	2.77E-01	2.57E-01	1.69E-02	2.67E-03
	Used as raw materials	MJ, net calorific value	2.78E-01	2.78E-01	0.00E+00	0.00E+00
	Total	MJ, net calorific value	5.55E-01	5.35E-01	1.69E-02	2.67E-03
Primary energy resources – Non-renewable	Used as energy carrier	MJ, net calorific value	4.18E-01	2.96E-01	4.70E-02	7.47E-02
	Used as raw materials	MJ, net calorific value	3.38E-01	3.38E-01	0.00E+00	0.00E+00
	Total	MJ, net calorific value	7.56E-01	6.34E-01	4.70E-02	7.47E-02
Secondary material		Kg	N/A	N/A	N/A	N/A
Renewable secondary fuels		MJ, net calorific value	N/A	N/A	N/A	N/A
Non-renewable secondary fuels		MJ, net calorific value	N/A	N/A	N/A	N/A
Net use of fresh water		m^3	1.13E-03	1.07E-03	2.62E-05	2.62E-05

Parameter	Unit	Total	Upstream	Core	Downstream
Hazardous waste disposed	kg	4.56E-08	2.17E-17	4.56E-08	0.00E+00
Non-hazardous waste disposed	kg	4.95E-04	4.59E-17	4.95E-04	0.00E+00
Radioactive waste disposed	kg	8.66E-10	0.00E+00	8.66E-10	0.00E+00
Components for reuse	kg	N/A	N/A	N/A	N/A
Material for recycling	kg	1.61E-03	0.00E+00	1.61E-03	0.00E+00
Materials for energy recovery	kg	9.53E-03	0.00E+00	0.00E+00	9.53E-03
Exported energy, electricity	MJ	N/A	N/A	N/A	N/A
Exported energy, thermal	MJ	N/A	N/A	N/A	N/A

Heruntergeladen von Gast (IP 216.73.217.10) am 25.11.2026 um 02:03 Uhr · sana.swiss

Attends Soft Extra 3 Single Wrap

One day of absorbent product use

Parameter		Unit	Total	Upstream	Core	Downstream
Global warming potential (GWP)	Fossil	kg CO_2 eq.	0.165	0.098	0.014	0.053
	Biogenic	kg CO_2 eq.	0.003	0.001	0.000	0.002
	Land use and land use change	kg CO_2 eq.	0.001	0.000	0.000	0.000
	TOTAL	kg CO_2 eq.	0.169	0.100	0.014	0.055
Acidification potential (AP)		kg SO_2 eq.	5.25E-04	3.95E-04	4.33E-05	8.59E-05
Eutrophication potential (EP)		kg PO_4^{3-} eq.	1.99E-04	1.39E-04	1.03E-05	4.91E-05
Photochemical oxidant creation potential (POCP)		kg NMVOC eq.	5.33E-04	3.63E-04	5.10E-05	1.19E-04
Abiotic depletion potential (ADP) - elements		kg Sb eq.	6.39E-07	5.39E-07	4.34E-08	5.64E-08
Abiotic depletion potential (ADP) - fossil resources		MJ, net calorific value	2.69E+00	2.24E+00	1.72E-01	2.73E-01
Water deprivation potential (WDP)		m^3 world eq.	1.33E-01	1.30E-01	1.65E-03	1.07E-03

Parameter		Unit	Total	Upstream	Core	Downstream
Primary energy resources - Renewable	Used as energy carrier	MJ, net calorific value	1.11E+00	1.03E+00	6.75E-02	1.07E-02
	Used as raw materials	MJ, net calorific value	1.11E+00	1.11E+00	0.00E+00	0.00E+00
	Total	MJ, net calorific value	2.22E+00	2.14E+00	6.75E-02	1.07E-02
Primary energy resources – Non-renewable	Used as energy carrier	MJ, net calorific value	1.67E+00	1.19E+00	1.88E-01	2.99E-01
	Used as raw materials	MJ, net calorific value	1.35E+00	1.35E+00	0.00E+00	0.00E+00
	Total	MJ, net calorific value	3.02E+00	2.54E+00	1.88E-01	2.99E-01
Secondary material		Kg	N/A	N/A	N/A	N/A
Renewable secondary fuels		MJ, net calorific value	N/A	N/A	N/A	N/A
Non-renewable secondary fuels		MJ, net calorific value	N/A	N/A	N/A	N/A
Net use of fresh water		m^3	4.50E-03	4.29E-03	1.05E-04	1.05E-04

Parameter	Unit	Total	Upstream	Core	Downstream
Hazardous waste disposed	kg	1.82E-07	8.66E-17	1.82E-07	0.00E+00
Non-hazardous waste disposed	kg	1.98E-03	1.84E-16	1.98E-03	0.00E+00
Radioactive waste disposed	kg	3.46E-09	0.00E+00	3.46E-09	0.00E+00
Components for reuse	kg	N/A	N/A	N/A	N/A
Material for recycling	kg	6.46E-03	0.00E+00	6.46E-03	0.00E+00
Materials for energy recovery	kg	3.81E-02	0.00E+00	0.00E+00	3.81E-02
Exported energy, electricity	MJ	N/A	N/A	N/A	N/A
Exported energy, thermal	MJ	N/A	N/A	N/A	N/A

Heruntergeladen von Gast (IP 216.73.217.10) am 25.11.2026 um 02:03 Uhr · sana.swiss

Attends Soft Extra 3

One absorbent product

Parameter		Unit	Total	Upstream	Core	Downstream
Global warming potential (GWP)	Fossil	kg CO_2 eq.	0.038	0.023	0.003	0.012
	Biogenic	kg CO_2 eq.	0.001	0.000	0.000	0.000
	Land use and land use change	kg CO_2 eq.	0.000	0.000	0.000	0.000
	TOTAL	kg CO_2 eq.	0.039	0.023	0.004	0.013
Acidification potential (AP)		kg SO_2 eq.	1.22E-04	9.12E-05	1.05E-05	2.04E-05
Eutrophication potential (EP)		kg PO_4^{3-} eq.	4.63E-05	3.25E-05	2.52E-06	1.13E-05
Photochemical oxidant creation potential (POCP)		kg NMVOC eq.	1.24E-04	8.33E-05	1.23E-05	2.83E-05
Abiotic depletion potential (ADP) - elements		kg Sb eq.	1.54E-07	1.31E-07	1.05E-08	1.34E-08
Abiotic depletion potential (ADP) - fossil resources		MJ, net calorific value	6.04E-01	4.98E-01	4.17E-02	6.48E-02
Water deprivation potential (WDP)		m^3 world eq.	3.16E-02	3.09E-02	4.09E-04	2.54E-04

Parameter		Unit	Total	Upstream	Core	Downstream
Primary energy resources - Renewable	Used as energy carrier	MJ, net calorific value	2.76E-01	2.56E-01	1.69E-02	2.53E-03
	Used as raw materials	MJ, net calorific value	2.72E-01	2.72E-01	0.00E+00	0.00E+00
	Total	MJ, net calorific value	5.47E-01	5.28E-01	1.69E-02	2.53E-03
Primary energy resources – Non-renewable	Used as energy carrier	MJ, net calorific value	3.75E-01	2.58E-01	4.54E-02	7.09E-02
	Used as raw materials	MJ, net calorific value	3.05E-01	3.05E-01	0.00E+00	0.00E+00
	Total	MJ, net calorific value	6.80E-01	5.63E-01	4.54E-02	7.09E-02
Secondary material		Kg	N/A	N/A	N/A	N/A
Renewable secondary fuels		MJ, net calorific value	N/A	N/A	N/A	N/A
Non-renewable secondary fuels		MJ, net calorific value	N/A	N/A	N/A	N/A
Net use of fresh water		m^3	1.11E-03	1.06E-03	2.59E-05	2.52E-05

Parameter	Unit	Total	Upstream	Core	Downstream
Hazardous waste disposed	kg	4.56E-08	1.41E-17	4.56E-08	0.00E+00
Non-hazardous waste disposed	kg	4.95E-04	2.98E-17	4.95E-04	0.00E+00
Radioactive waste disposed	kg	8.66E-10	0.00E+00	8.66E-10	0.00E+00
Components for reuse	kg	N/A	N/A	N/A	N/A
Material for recycling	kg	1.58E-03	0.00E+00	1.58E-03	0.00E+00
Materials for energy recovery	kg	9.03E-03	0.00E+00	0.00E+00	9.03E-03
Exported energy, electricity	MJ	N/A	N/A	N/A	N/A
Exported energy, thermal	MJ	N/A	N/A	N/A	N/A

Heruntergeladen von Gast (IP 216.73.217.10) am 25.11.2026 um 02:03 Uhr · sana.swiss

Attends Soft Extra 3

One day of absorbent product use

Parameter		Unit	Total	Upstream	Core	Downstream
Global warming potential (GWP)	Fossil	kg CO_2 eq.	0.153	0.091	0.014	0.048
	Biogenic	kg CO_2 eq.	0.003	0.001	0.000	0.002
	Land use and land use change	kg CO_2 eq.	0.001	0.000	0.000	0.000
	TOTAL	kg CO_2 eq.	0.156	0.092	0.014	0.050
Acidification potential (AP)		kg SO_2 eq.	4.88E-04	3.65E-04	4.18E-05	8.15E-05
Eutrophication potential (EP)		kg PO_4^{3-} eq.	1.85E-04	1.30E-04	1.01E-05	4.53E-05
Photochemical oxidant creation potential (POCP)		kg NMVOC eq.	4.96E-04	3.33E-04	4.94E-05	1.13E-04
Abiotic depletion potential (ADP) - elements		kg Sb eq.	6.18E-07	5.22E-07	4.20E-08	5.35E-08
Abiotic depletion potential (ADP) - fossil resources		MJ, net calorific value	2.42E+00	1.99E+00	1.67E-01	2.59E-01
Water deprivation potential (WDP)		m^3 world eq.	1.26E-01	1.24E-01	1.64E-03	1.02E-03

Parameter		Unit	Total	Upstream	Core	Downstream
Primary energy resources - Renewable	Used as energy carrier	MJ, net calorific value	1.10E+00	1.02E+00	6.74E-02	1.01E-02
	Used as raw materials	MJ, net calorific value	1.09E+00	1.09E+00	0.00E+00	0.00E+00
	Total	MJ, net calorific value	2.19E+00	2.11E+00	6.74E-02	1.01E-02
Primary energy resources – Non-renewable	Used as energy carrier	MJ, net calorific value	1.50E+00	1.03E+00	1.82E-01	2.83E-01
	Used as raw materials	MJ, net calorific value	1.22E+00	1.22E+00	0.00E+00	0.00E+00
	Total	MJ, net calorific value	2.72E+00	2.25E+00	1.82E-01	2.83E-01
Secondary material		Kg	N/A	N/A	N/A	N/A
Renewable secondary fuels		MJ, net calorific value	N/A	N/A	N/A	N/A
Non-renewable secondary fuels		MJ, net calorific value	N/A	N/A	N/A	N/A
Net use of fresh water		m^3	4.42E-03	4.22E-03	1.04E-04	1.01E-04

Parameter	Unit	Total	Upstream	Core	Downstream
Hazardous waste disposed	kg	1.82E-07	5.62E-17	1.82E-07	0.00E+00
Non-hazardous waste disposed	kg	1.98E-03	1.19E-16	1.98E-03	0.00E+00
Radioactive waste disposed	kg	3.46E-09	0.00E+00	3.46E-09	0.00E+00
Components for reuse	kg	N/A	N/A	N/A	N/A
Material for recycling	kg	6.33E-03	0.00E+00	6.33E-03	0.00E+00
Materials for energy recovery	kg	3.61E-02	0.00E+00	0.00E+00	3.61E-02
Exported energy, electricity	MJ	N/A	N/A	N/A	N/A
Exported energy, thermal	MJ	N/A	N/A	N/A	N/A

Heruntergeladen von Gast (IP 216.73.217.10) am 25.11.2026 um 02:03 Uhr · sana.swiss

Attends Soft Extra Plus 3 Single Wrap

One absorbent product

Parameter		Unit	Total	Upstream	Core	Downstream
Global warming potential (GWP)	Fossil	kg CO_2 eq.	0.051	0.030	0.004	0.017
	Biogenic	kg CO_2 eq.	0.001	0.000	0.000	0.001
	Land use and land use change	kg CO_2 eq.	0.000	0.000	0.000	0.000
	TOTAL	kg CO_2 eq.	0.052	0.030	0.004	0.017
Acidification potential (AP)		kg SO_2 eq.	1.60E-04	1.20E-04	1.34E-05	2.69E-05
Eutrophication potential (EP)		kg PO_4^{3-} eq.	5.96E-05	4.15E-05	3.06E-06	1.51E-05
Photochemical oxidant creation potential (POCP)		kg NMVOC eq.	1.62E-04	1.09E-04	1.55E-05	3.73E-05
Abiotic depletion potential (ADP) - elements		kg Sb eq.	1.96E-07	1.65E-07	1.33E-08	1.77E-08
Abiotic depletion potential (ADP) - fossil resources		MJ, net calorific value	8.23E-01	6.84E-01	5.36E-02	8.56E-02
Water deprivation potential (WDP)		m^3 world eq.	4.19E-02	4.11E-02	4.46E-04	3.34E-04

Parameter		Unit	Total	Upstream	Core	Downstream
Primary energy resources - Renewable	Used as energy carrier	MJ, net calorific value	3.60E-01	3.39E-01	1.70E-02	3.34E-03
	Used as raw materials	MJ, net calorific value	3.51E-01	3.51E-01	0.00E+00	0.00E+00
	Total	MJ, net calorific value	7.11E-01	6.91E-01	1.70E-02	3.34E-03
Primary energy resources – Non-renewable	Used as energy carrier	MJ, net calorific value	5.05E-01	3.53E-01	5.83E-02	9.37E-02
	Used as raw materials	MJ, net calorific value	4.19E-01	4.19E-01	0.00E+00	0.00E+00
	Total	MJ, net calorific value	9.24E-01	7.72E-01	5.83E-02	9.37E-02
Secondary material		Kg	N/A	N/A	N/A	N/A
Renewable secondary fuels		MJ, net calorific value	N/A	N/A	N/A	N/A
Non-renewable secondary fuels		MJ, net calorific value	N/A	N/A	N/A	N/A
Net use of fresh water		m^3	1.43E-03	1.37E-03	2.80E-05	3.30E-05

Parameter	Unit	Total	Upstream	Core	Downstream
Hazardous waste disposed	kg	4.56E-08	2.56E-17	4.56E-08	0.00E+00
Non-hazardous waste disposed	kg	4.95E-04	5.43E-17	4.95E-04	0.00E+00
Radioactive waste disposed	kg	8.66E-10	0.00E+00	8.66E-10	0.00E+00
Components for reuse	kg	N/A	N/A	N/A	N/A
Material for recycling	kg	1.88E-03	0.00E+00	1.88E-03	0.00E+00
Materials for energy recovery	kg	1.19E-02	0.00E+00	0.00E+00	1.19E-02
Exported energy, electricity	MJ	N/A	N/A	N/A	N/A
Exported energy, thermal	MJ	N/A	N/A	N/A	N/A

Heruntergeladen von Gast (IP 216.73.217.10) am 25.11.2026 um 02:03 Uhr · sana.swiss

Attends Soft Extra Plus 3 Single Wrap

One day of absorbent product use

Parameter		Unit	Total	Upstream	Core	Downstream
Global warming potential (GWP)	Fossil	kg CO_2 eq.	0.203	0.120	0.017	0.066
	Biogenic	kg CO_2 eq.	0.003	0.001	0.000	0.002
	Land use and land use change	kg CO_2 eq.	0.001	0.001	0.000	0.000
	TOTAL	kg CO_2 eq.	0.207	0.121	0.017	0.069
Acidification potential (AP)		kg SO_2 eq.	6.40E-04	4.79E-04	5.36E-05	1.08E-04
Eutrophication potential (EP)		kg PO_4^{3-} eq.	2.39E-04	1.66E-04	1.22E-05	6.05E-05
Photochemical oxidant creation potential (POCP)		kg NMVOC eq.	6.47E-04	4.35E-04	6.19E-05	1.49E-04
Abiotic depletion potential (ADP) - elements		kg Sb eq.	7.84E-07	6.60E-07	5.32E-08	7.07E-08
Abiotic depletion potential (ADP) - fossil resources		MJ, net calorific value	3.29E+00	2.74E+00	2.14E-01	3.42E-01
Water deprivation potential (WDP)		m^3 world eq.	1.68E-01	1.65E-01	1.78E-03	1.34E-03

Parameter		Unit	Total	Upstream	Core	Downstream
Primary energy resources - Renewable	Used as energy carrier	MJ, net calorific value	1.44E+00	1.36E+00	6.81E-02	1.34E-02
	Used as raw materials	MJ, net calorific value	1.41E+00	1.41E+00	0.00E+00	0.00E+00
	Total	MJ, net calorific value	2.84E+00	2.76E+00	6.81E-02	1.34E-02
Primary energy resources – Non-renewable	Used as energy carrier	MJ, net calorific value	2.02E+00	1.41E+00	2.33E-01	3.75E-01
	Used as raw materials	MJ, net calorific value	1.68E+00	1.68E+00	0.00E+00	0.00E+00
	Total	MJ, net calorific value	3.70E+00	3.09E+00	2.33E-01	3.75E-01
Secondary material		Kg	N/A	N/A	N/A	N/A
Renewable secondary fuels		MJ, net calorific value	N/A	N/A	N/A	N/A
Non-renewable secondary fuels		MJ, net calorific value	N/A	N/A	N/A	N/A
Net use of fresh water		m^3	5.71E-03	5.47E-03	1.12E-04	1.32E-04

Parameter	Unit	Total	Upstream	Core	Downstream
Hazardous waste disposed	kg	1.82E-07	1.02E-16	1.82E-07	0.00E+00
Non-hazardous waste disposed	kg	1.98E-03	2.17E-16	1.98E-03	0.00E+00
Radioactive waste disposed	kg	3.46E-09	0.00E+00	3.46E-09	0.00E+00
Components for reuse	kg	N/A	N/A	N/A	N/A
Material for recycling	kg	7.53E-03	0.00E+00	7.53E-03	0.00E+00
Materials for energy recovery	kg	4.78E-02	0.00E+00	0.00E+00	4.78E-02
Exported energy, electricity	MJ	N/A	N/A	N/A	N/A
Exported energy, thermal	MJ	N/A	N/A	N/A	N/A

Heruntergeladen von Gast (IP 216.73.217.10) am 25.11.2026 um 02:03 Uhr · sana.swiss

Attends Soft Extra Plus 3

One absorbent product

Parameter		Unit	Total	Upstream	Core	Downstream
Global warming potential (GWP)	Fossil	kg CO_2 eq.	0.048	0.029	0.004	0.015
	Biogenic	kg CO_2 eq.	0.001	0.000	0.000	0.001
	Land use and land use change	kg CO_2 eq.	0.000	0.000	0.000	0.000
	TOTAL	kg CO_2 eq.	0.049	0.029	0.004	0.016
Acidification potential (AP)		kg SO_2 eq.	1.54E-04	1.14E-04	1.26E-05	2.68E-05
Eutrophication potential (EP)		kg PO_4^{3-} eq.	5.94E-05	4.17E-05	2.93E-06	1.47E-05
Photochemical oxidant creation potential (POCP)		kg NMVOC eq.	1.56E-04	1.04E-04	1.47E-05	3.72E-05
Abiotic depletion potential (ADP) - elements		kg Sb eq.	1.95E-07	1.65E-07	1.29E-08	1.76E-08
Abiotic depletion potential (ADP) - fossil resources		MJ, net calorific value	7.60E-01	6.23E-01	5.16E-02	8.52E-02
Water deprivation potential (WDP)		m^3 world eq.	4.04E-02	3.96E-02	4.40E-04	3.32E-04

Parameter		Unit	Total	Upstream	Core	Downstream
Primary energy resources - Renewable	Used as energy carrier	MJ, net calorific value	3.45E-01	3.25E-01	1.70E-02	3.34E-03
	Used as raw materials	MJ, net calorific value	3.68E-01	3.68E-01	0.00E+00	0.00E+00
	Total	MJ, net calorific value	7.13E-01	6.93E-01	1.70E-02	3.34E-03
Primary energy resources – Non-renewable	Used as energy carrier	MJ, net calorific value	4.74E-01	3.25E-01	5.62E-02	9.32E-02
	Used as raw materials	MJ, net calorific value	3.79E-01	3.79E-01	0.00E+00	0.00E+00
	Total	MJ, net calorific value	8.53E-01	7.04E-01	5.62E-02	9.32E-02
Secondary material		Kg	N/A	N/A	N/A	N/A
Renewable secondary fuels		MJ, net calorific value	N/A	N/A	N/A	N/A
Non-renewable secondary fuels		MJ, net calorific value	N/A	N/A	N/A	N/A
Net use of fresh water		m^3	1.44E-03	1.38E-03	2.76E-05	3.32E-05

Parameter	Unit	Total	Upstream	Core	Downstream
Hazardous waste disposed	kg	4.56E-08	1.74E-17	4.56E-08	0.00E+00
Non-hazardous waste disposed	kg	4.95E-04	3.69E-17	4.95E-04	0.00E+00
Radioactive waste disposed	kg	8.66E-10	0.00E+00	8.66E-10	0.00E+00
Components for reuse	kg	N/A	N/A	N/A	N/A
Material for recycling	kg	1.85E-03	0.00E+00	1.85E-03	0.00E+00
Materials for energy recovery	kg	1.19E-02	0.00E+00	0.00E+00	1.19E-02
Exported energy, electricity	MJ	N/A	N/A	N/A	N/A
Exported energy, thermal	MJ	N/A	N/A	N/A	N/A

Heruntergeladen von Gast (IP 216.73.217.10) am 25.11.2026 um 02:03 Uhr · sana.swiss

Attends Soft Extra Plus 3

One day of absorbent product use

Parameter		Unit	Total	Upstream	Core	Downstream
Global warming potential (GWP)	Fossil	kg CO_2 eq.	0.192	0.114	0.016	0.062
	Biogenic	kg CO_2 eq.	0.004	0.001	0.000	0.003
	Land use and land use change	kg CO_2 eq.	0.001	0.000	0.000	0.000
	TOTAL	kg CO_2 eq.	0.197	0.116	0.017	0.065
Acidification potential (AP)		kg SO_2 eq.	6.15E-04	4.57E-04	5.03E-05	1.07E-04
Eutrophication potential (EP)		kg PO_4^{3-} eq.	2.38E-04	1.67E-04	1.17E-05	5.89E-05
Photochemical oxidant creation potential (POCP)		kg NMVOC eq.	6.22E-04	4.15E-04	5.86E-05	1.49E-04
Abiotic depletion potential (ADP) - elements		kg Sb eq.	7.81E-07	6.59E-07	5.14E-08	7.04E-08
Abiotic depletion potential (ADP) - fossil resources		MJ, net calorific value	3.04E+00	2.49E+00	2.06E-01	3.41E-01
Water deprivation potential (WDP)		m^3 world eq.	1.62E-01	1.59E-01	1.76E-03	1.33E-03

Parameter		Unit	Total	Upstream	Core	Downstream
Primary energy resources - Renewable	Used as energy carrier	MJ, net calorific value	1.38E+00	1.30E+00	6.80E-02	1.33E-02
	Used as raw materials	MJ, net calorific value	1.47E+00	1.47E+00	0.00E+00	0.00E+00
	Total	MJ, net calorific value	2.85E+00	2.77E+00	6.80E-02	1.33E-02
Primary energy resources – Non-renewable	Used as energy carrier	MJ, net calorific value	1.90E+00	1.30E+00	2.25E-01	3.73E-01
	Used as raw materials	MJ, net calorific value	1.52E+00	1.52E+00	0.00E+00	0.00E+00
	Total	MJ, net calorific value	3.41E+00	2.82E+00	2.25E-01	3.73E-01
Secondary material		Kg	N/A	N/A	N/A	N/A
Renewable secondary fuels		MJ, net calorific value	N/A	N/A	N/A	N/A
Non-renewable secondary fuels		MJ, net calorific value	N/A	N/A	N/A	N/A
Net use of fresh water		m^3	5.77E-03	5.53E-03	1.11E-04	1.33E-04

Parameter	Unit	Total	Upstream	Core	Downstream
Hazardous waste disposed	kg	1.82E-07	6.96E-17	1.82E-07	0.00E+00
Non-hazardous waste disposed	kg	1.98E-03	1.48E-16	1.98E-03	0.00E+00
Radioactive waste disposed	kg	3.46E-09	0.00E+00	3.46E-09	0.00E+00
Components for reuse	kg	N/A	N/A	N/A	N/A
Material for recycling	kg	7.39E-03	0.00E+00	7.39E-03	0.00E+00
Materials for energy recovery	kg	4.75E-02	0.00E+00	0.00E+00	4.75E-02
Exported energy, electricity	MJ	N/A	N/A	N/A	N/A
Exported energy, thermal	MJ	N/A	N/A	N/A	N/A

Heruntergeladen von Gast (IP 216.73.217.10) am 25.11.2026 um 02:03 Uhr · sana.swiss

Attends Soft 4 Super

One absorbent product

Parameter		Unit	Total	Upstream	Core	Downstream
Global warming potential (GWP)	Fossil	kg CO_2 eq.	0.064	0.038	0.006	0.020
	Biogenic	kg CO_2 eq.	0.001	0.000	0.000	0.001
	Land use and land use change	kg CO_2 eq.	0.000	0.000	0.000	0.000
	TOTAL	kg CO_2 eq.	0.065	0.038	0.006	0.021
Acidification potential (AP)		kg SO_2 eq.	2.67E-04	2.07E-04	2.65E-05	3.36E-05
Eutrophication potential (EP)		kg PO_4^{3-} eq.	7.68E-05	5.35E-05	5.07E-06	1.83E-05
Photochemical oxidant creation potential (POCP)		kg NMVOC eq.	2.35E-04	1.60E-04	2.83E-05	4.66E-05
Abiotic depletion potential (ADP) - elements		kg Sb eq.	2.50E-07	2.09E-07	1.90E-08	2.21E-08
Abiotic depletion potential (ADP) - fossil resources		MJ, net calorific value	9.92E-01	8.06E-01	7.87E-02	1.07E-01
Water deprivation potential (WDP)		m^3 world eq.	5.28E-02	5.18E-02	6.05E-04	4.17E-04

Parameter		Unit	Total	Upstream	Core	Downstream
Primary energy resources - Renewable	Used as energy carrier	MJ, net calorific value	4.68E-01	4.42E-01	2.19E-02	4.17E-03
	Used as raw materials	MJ, net calorific value	4.53E-01	4.53E-01	0.00E+00	0.00E+00
	Total	MJ, net calorific value	9.21E-01	8.95E-01	2.19E-02	4.17E-03
Primary energy resources – Non-renewable	Used as energy carrier	MJ, net calorific value	6.20E-01	4.18E-01	8.56E-02	1.17E-01
	Used as raw materials	MJ, net calorific value	4.93E-01	4.93E-01	0.00E+00	0.00E+00
	Total	MJ, net calorific value	1.11E+00	9.11E-01	8.56E-02	1.17E-01
Secondary material		Kg	N/A	N/A	N/A	N/A
Renewable secondary fuels		MJ, net calorific value	N/A	N/A	N/A	N/A
Non-renewable secondary fuels		MJ, net calorific value	N/A	N/A	N/A	N/A
Net use of fresh water		m^3	1.92E-03	1.84E-03	3.76E-05	4.16E-05

Parameter	Unit	Total	Upstream	Core	Downstream
Hazardous waste disposed	kg	5.89E-08	1.99E-17	5.89E-08	0.00E+00
Non-hazardous waste disposed	kg	6.41E-04	4.21E-17	6.41E-04	0.00E+00
Radioactive waste disposed	kg	1.12E-09	0.00E+00	1.12E-09	0.00E+00
Components for reuse	kg	N/A	N/A	N/A	N/A
Material for recycling	kg	2.40E-03	0.00E+00	2.40E-03	0.00E+00
Materials for energy recovery	kg	1.49E-02	0.00E+00	0.00E+00	1.49E-02
Exported energy, electricity	MJ	N/A	N/A	N/A	N/A
Exported energy, thermal	MJ	N/A	N/A	N/A	N/A

Heruntergeladen von Gast (IP 216.73.217.10) am 25.11.2026 um 02:03 Uhr · sana.swiss

Attends Soft 4 Super

One day of absorbent product use

Parameter		Unit	Total	Upstream	Core	Downstream
Global warming potential (GWP)	Fossil	kg CO_2 eq.	0.257	0.150	0.025	0.082
	Biogenic	kg CO_2 eq.	0.004	0.001	0.000	0.002
	Land use and land use change	kg CO_2 eq.	0.001	0.001	0.000	0.000
	TOTAL	kg CO_2 eq.	0.261	0.152	0.025	0.084
Acidification potential (AP)		kg SO_2 eq.	1.07E-03	8.27E-04	1.06E-04	1.34E-04
Eutrophication potential (EP)		kg PO_4^{3-} eq.	3.07E-04	2.14E-04	2.03E-05	7.30E-05
Photochemical oxidant creation potential (POCP)		kg NMVOC eq.	9.38E-04	6.39E-04	1.13E-04	1.86E-04
Abiotic depletion potential (ADP) - elements		kg Sb eq.	1.00E-06	8.37E-07	7.58E-08	8.82E-08
Abiotic depletion potential (ADP) - fossil resources		MJ, net calorific value	3.97E+00	3.23E+00	3.15E-01	4.27E-01
Water deprivation potential (WDP)		m^3 world eq.	2.11E-01	2.07E-01	2.42E-03	1.67E-03

Parameter		Unit	Total	Upstream	Core	Downstream
Primary energy resources - Renewable	Used as energy carrier	MJ, net calorific value	1.87E+00	1.77E+00	8.78E-02	1.67E-02
	Used as raw materials	MJ, net calorific value	1.81E+00	1.81E+00	0.00E+00	0.00E+00
	Total	MJ, net calorific value	3.69E+00	3.58E+00	8.78E-02	1.67E-02
Primary energy resources – Non-renewable	Used as energy carrier	MJ, net calorific value	2.48E+00	1.67E+00	3.42E-01	4.67E-01
	Used as raw materials	MJ, net calorific value	1.97E+00	1.97E+00	0.00E+00	0.00E+00
	Total	MJ, net calorific value	4.45E+00	3.64E+00	3.42E-01	4.67E-01
Secondary material		Kg	N/A	N/A	N/A	N/A
Renewable secondary fuels		MJ, net calorific value	N/A	N/A	N/A	N/A
Non-renewable secondary fuels		MJ, net calorific value	N/A	N/A	N/A	N/A
Net use of fresh water		m^3	7.69E-03	7.38E-03	1.51E-04	1.66E-04

Parameter	Unit	Total	Upstream	Core	Downstream
Hazardous waste disposed	kg	2.36E-07	7.94E-17	2.36E-07	0.00E+00
Non-hazardous waste disposed	kg	2.56E-03	1.68E-16	2.56E-03	0.00E+00
Radioactive waste disposed	kg	4.48E-09	0.00E+00	4.48E-09	0.00E+00
Components for reuse	kg	N/A	N/A	N/A	N/A
Material for recycling	kg	9.59E-03	0.00E+00	9.59E-03	0.00E+00
Materials for energy recovery	kg	5.96E-02	0.00E+00	0.00E+00	5.96E-02
Exported energy, electricity	MJ	N/A	N/A	N/A	N/A
Exported energy, thermal	MJ	N/A	N/A	N/A	N/A

Heruntergeladen von Gast (IP 216.73.217.10) am 25.11.2026 um 02:03 Uhr · sana.swiss

Attends Soft 5

One absorbent product

Parameter		Unit	Total	Upstream	Core	Downstream
Global warming potential (GWP)	Fossil	kg CO_2 eq.	0.067	0.039	0.007	0.021
	Biogenic	kg CO_2 eq.	0.001	0.000	0.000	0.001
	Land use and land use change	kg CO_2 eq.	0.000	0.000	0.000	0.000
	TOTAL	kg CO_2 eq.	0.069	0.040	0.007	0.022
Acidification potential (AP)		kg SO_2 eq.	3.30E-04	2.60E-04	2.81E-05	4.19E-05
Eutrophication potential (EP)		kg PO_4^{3-} eq.	9.30E-05	6.74E-05	5.26E-06	2.03E-05
Photochemical oxidant creation potential (POCP)		kg NMVOC eq.	2.93E-04	2.05E-04	2.94E-05	5.81E-05
Abiotic depletion potential (ADP) - elements		kg Sb eq.	2.81E-07	2.33E-07	2.00E-08	2.76E-08
Abiotic depletion potential (ADP) - fossil resources		MJ, net calorific value	1.04E+00	8.25E-01	8.35E-02	1.33E-01
Water deprivation potential (WDP)		m^3 world eq.	7.00E-02	6.89E-02	6.19E-04	5.17E-04

Parameter		Unit	Total	Upstream	Core	Downstream
Primary energy resources - Renewable	Used as energy carrier	MJ, net calorific value	6.49E-01	6.21E-01	2.20E-02	5.21E-03
	Used as raw materials	MJ, net calorific value	6.47E-01	6.47E-01	0.00E+00	0.00E+00
	Total	MJ, net calorific value	1.30E+00	1.27E+00	2.20E-02	5.21E-03
Primary energy resources – Non-renewable	Used as energy carrier	MJ, net calorific value	7.28E-01	4.91E-01	9.08E-02	1.46E-01
	Used as raw materials	MJ, net calorific value	4.52E-01	4.52E-01	0.00E+00	0.00E+00
	Total	MJ, net calorific value	1.18E+00	9.43E-01	9.08E-02	1.46E-01
Secondary material		Kg	N/A	N/A	N/A	N/A
Renewable secondary fuels		MJ, net calorific value	N/A	N/A	N/A	N/A
Non-renewable secondary fuels		MJ, net calorific value	N/A	N/A	N/A	N/A
Net use of fresh water		m^3	2.58E-03	2.49E-03	3.84E-05	5.40E-05

Parameter	Unit	Total	Upstream	Core	Downstream
Hazardous waste disposed	kg	5.89E-08	2.72E-17	5.89E-08	0.00E+00
Non-hazardous waste disposed	kg	6.41E-04	5.76E-17	6.41E-04	0.00E+00
Radioactive waste disposed	kg	1.12E-09	0.00E+00	1.12E-09	0.00E+00
Components for reuse	kg	N/A	N/A	N/A	N/A
Material for recycling	kg	2.79E-03	0.00E+00	2.79E-03	0.00E+00
Materials for energy recovery	kg	1.86E-02	0.00E+00	0.00E+00	1.86E-02
Exported energy, electricity	MJ	N/A	N/A	N/A	N/A
Exported energy, thermal	MJ	N/A	N/A	N/A	N/A

Heruntergeladen von Gast (IP 216.73.217.10) am 25.11.2026 um 02:03 Uhr · sana.swiss

Attends Soft 5

One day of absorbent product use

Parameter		Unit	Total	Upstream	Core	Downstream
Global warming potential (GWP)	Fossil	kg CO_2 eq.	0.269	0.157	0.026	0.085
	Biogenic	kg CO_2 eq.	0.005	0.002	0.000	0.003
	Land use and land use change	kg CO_2 eq.	0.001	0.001	0.000	0.000
	TOTAL	kg CO_2 eq.	0.274	0.159	0.027	0.089
Acidification potential (AP)		kg SO_2 eq.	1.32E-03	1.04E-03	1.12E-04	1.68E-04
Eutrophication potential (EP)		kg PO_4^{3-} eq.	3.72E-04	2.70E-04	2.11E-05	8.12E-05
Photochemical oxidant creation potential (POCP)		kg NMVOC eq.	1.17E-03	8.21E-04	1.18E-04	2.33E-04
Abiotic depletion potential (ADP) - elements		kg Sb eq.	1.12E-06	9.33E-07	8.02E-08	1.10E-07
Abiotic depletion potential (ADP) - fossil resources		MJ, net calorific value	4.17E+00	3.30E+00	3.34E-01	5.32E-01
Water deprivation potential (WDP)		m^3 world eq.	2.80E-01	2.76E-01	2.48E-03	2.07E-03

Parameter		Unit	Total	Upstream	Core	Downstream
Primary energy resources - Renewable	Used as energy carrier	MJ, net calorific value	2.59E+00	2.49E+00	8.81E-02	2.09E-02
	Used as raw materials	MJ, net calorific value	2.59E+00	2.59E+00	0.00E+00	0.00E+00
	Total	MJ, net calorific value	5.18E+00	5.07E+00	8.81E-02	2.09E-02
Primary energy resources – Non-renewable	Used as energy carrier	MJ, net calorific value	2.91E+00	1.97E+00	3.63E-01	5.83E-01
	Used as raw materials	MJ, net calorific value	1.81E+00	1.81E+00	0.00E+00	0.00E+00
	Total	MJ, net calorific value	4.72E+00	3.77E+00	3.63E-01	5.83E-01
Secondary material		Kg	N/A	N/A	N/A	N/A
Renewable secondary fuels		MJ, net calorific value	N/A	N/A	N/A	N/A
Non-renewable secondary fuels		MJ, net calorific value	N/A	N/A	N/A	N/A
Net use of fresh water		m^3	1.03E-02	9.95E-03	1.54E-04	2.16E-04

Parameter	Unit	Total	Upstream	Core	Downstream
Hazardous waste disposed	kg	2.36E-07	1.09E-16	2.36E-07	0.00E+00
Non-hazardous waste disposed	kg	2.56E-03	2.30E-16	2.56E-03	0.00E+00
Radioactive waste disposed	kg	4.48E-09	0.00E+00	4.48E-09	0.00E+00
Components for reuse	kg	N/A	N/A	N/A	N/A
Material for recycling	kg	1.12E-02	0.00E+00	1.12E-02	0.00E+00
Materials for energy recovery	kg	7.43E-02	0.00E+00	0.00E+00	7.43E-02
Exported energy, electricity	MJ	N/A	N/A	N/A	N/A
Exported energy, thermal	MJ	N/A	N/A	N/A	N/A

Heruntergeladen von Gast (IP 216.73.217.10) am 25.11.2026 um 02:03 Uhr · sana.swiss

Attends Soft 6

One absorbent product

Parameter		Unit	Total	Upstream	Core	Downstream
Global warming potential (GWP)	Fossil	kg CO_2 eq.	0.074	0.043	0.007	0.024
	Biogenic	kg CO_2 eq.	0.001	0.000	0.000	0.001
	Land use and land use change	kg CO_2 eq.	0.000	0.000	0.000	0.000
	TOTAL	kg CO_2 eq.	0.075	0.043	0.007	0.024
Acidification potential (AP)		kg SO_2 eq.	3.41E-04	2.68E-04	3.00E-05	4.39E-05
Eutrophication potential (EP)		kg PO_4^{3-} eq.	9.63E-05	6.87E-05	5.64E-06	2.19E-05
Photochemical oxidant creation potential (POCP)		kg NMVOC eq.	3.02E-04	2.09E-04	3.16E-05	6.09E-05
Abiotic depletion potential (ADP) - elements		kg Sb eq.	3.02E-07	2.51E-07	2.19E-08	2.89E-08
Abiotic depletion potential (ADP) - fossil resources		MJ, net calorific value	1.14E+00	9.09E-01	9.14E-02	1.40E-01
Water deprivation potential (WDP)		m^3 world eq.	7.21E-02	7.09E-02	6.44E-04	5.42E-04

Parameter		Unit	Total	Upstream	Core	Downstream
Primary energy resources - Renewable	Used as energy carrier	MJ, net calorific value	6.60E-01	6.32E-01	2.21E-02	5.46E-03
	Used as raw materials	MJ, net calorific value	6.57E-01	6.57E-01	0.00E+00	0.00E+00
	Total	MJ, net calorific value	1.32E+00	1.29E+00	2.21E-02	5.46E-03
Primary energy resources – Non-renewable	Used as energy carrier	MJ, net calorific value	7.69E-01	5.17E-01	9.94E-02	1.53E-01
	Used as raw materials	MJ, net calorific value	5.16E-01	5.16E-01	0.00E+00	0.00E+00
	Total	MJ, net calorific value	1.29E+00	1.03E+00	9.94E-02	1.53E-01
Secondary material		Kg	N/A	N/A	N/A	N/A
Renewable secondary fuels		MJ, net calorific value	N/A	N/A	N/A	N/A
Non-renewable secondary fuels		MJ, net calorific value	N/A	N/A	N/A	N/A
Net use of fresh water		m^3	2.64E-03	2.55E-03	3.98E-05	5.60E-05

Parameter	Unit	Total	Upstream	Core	Downstream
Hazardous waste disposed	kg	5.89E-08	2.72E-17	5.89E-08	0.00E+00
Non-hazardous waste disposed	kg	6.41E-04	5.76E-17	6.41E-04	0.00E+00
Radioactive waste disposed	kg	1.12E-09	0.00E+00	1.12E-09	0.00E+00
Components for reuse	kg	N/A	N/A	N/A	N/A
Material for recycling	kg	2.90E-03	0.00E+00	2.90E-03	0.00E+00
Materials for energy recovery	kg	1.95E-02	0.00E+00	0.00E+00	1.95E-02
Exported energy, electricity	MJ	N/A	N/A	N/A	N/A
Exported energy, thermal	MJ	N/A	N/A	N/A	N/A

Heruntergeladen von Gast (IP 216.73.217.10) am 25.11.2026 um 02:03 Uhr · sana.swiss

Attends Soft 6

One day of absorbent product use

Parameter		Unit	Total	Upstream	Core	Downstream
Global warming potential (GWP)	Fossil	kg CO_2 eq.	0.294	0.171	0.028	0.095
	Biogenic	kg CO_2 eq.	0.005	0.002	0.000	0.003
	Land use and land use change	kg CO_2 eq.	0.001	0.001	0.000	0.000
	TOTAL	kg CO_2 eq.	0.300	0.173	0.029	0.098
Acidification potential (AP)		kg SO_2 eq.	1.37E-03	1.07E-03	1.20E-04	1.76E-04
Eutrophication potential (EP)		kg PO_4^{3-} eq.	3.85E-04	2.75E-04	2.25E-05	8.78E-05
Photochemical oxidant creation potential (POCP)		kg NMVOC eq.	1.21E-03	8.37E-04	1.26E-04	2.44E-04
Abiotic depletion potential (ADP) - elements		kg Sb eq.	1.21E-06	1.00E-06	8.76E-08	1.15E-07
Abiotic depletion potential (ADP) - fossil resources		MJ, net calorific value	4.56E+00	3.64E+00	3.66E-01	5.58E-01
Water deprivation potential (WDP)		m^3 world eq.	2.88E-01	2.83E-01	2.57E-03	2.17E-03

Parameter		Unit	Total	Upstream	Core	Downstream
Primary energy resources - Renewable	Used as energy carrier	MJ, net calorific value	2.64E+00	2.53E+00	8.85E-02	2.18E-02
	Used as raw materials	MJ, net calorific value	2.63E+00	2.63E+00	0.00E+00	0.00E+00
	Total	MJ, net calorific value	5.26E+00	5.15E+00	8.85E-02	2.18E-02
Primary energy resources – Non-renewable	Used as energy carrier	MJ, net calorific value	3.08E+00	2.07E+00	3.98E-01	6.11E-01
	Used as raw materials	MJ, net calorific value	2.06E+00	2.06E+00	0.00E+00	0.00E+00
	Total	MJ, net calorific value	5.14E+00	4.13E+00	3.98E-01	6.11E-01
Secondary material		Kg	N/A	N/A	N/A	N/A
Renewable secondary fuels		MJ, net calorific value	N/A	N/A	N/A	N/A
Non-renewable secondary fuels		MJ, net calorific value	N/A	N/A	N/A	N/A
Net use of fresh water		m^3	1.06E-02	1.02E-02	1.59E-04	2.24E-04

Parameter	Unit	Total	Upstream	Core	Downstream
Hazardous waste disposed	kg	2.36E-07	1.09E-16	2.36E-07	0.00E+00
Non-hazardous waste disposed	kg	2.56E-03	2.30E-16	2.56E-03	0.00E+00
Radioactive waste disposed	kg	4.48E-09	0.00E+00	4.48E-09	0.00E+00
Components for reuse	kg	N/A	N/A	N/A	N/A
Material for recycling	kg	1.16E-02	0.00E+00	1.16E-02	0.00E+00
Materials for energy recovery	kg	7.79E-02	0.00E+00	0.00E+00	7.79E-02
Exported energy, electricity	MJ	N/A	N/A	N/A	N/A
Exported energy, thermal	MJ	N/A	N/A	N/A	N/A

Heruntergeladen von Gast (IP 216.73.217.10) am 25.11.2026 um 02:03 Uhr · sana.swiss

Attends Soft 7

One absorbent product

Parameter		Unit	Total	Upstream	Core	Downstream
Global warming potential (GWP)	Fossil	kg CO_2 eq.	0.085	0.049	0.008	0.028
	Biogenic	kg CO_2 eq.	0.001	0.000	0.000	0.001
	Land use and land use change	kg CO_2 eq.	0.000	0.000	0.000	0.000
	TOTAL	kg CO_2 eq.	0.086	0.050	0.008	0.028
Acidification potential (AP)		kg SO_2 eq.	3.75E-04	2.91E-04	3.29E-05	5.10E-05
Eutrophication potential (EP)		kg PO_4^{3-} eq.	1.08E-04	7.68E-05	6.22E-06	2.54E-05
Photochemical oxidant creation potential (POCP)		kg NMVOC eq.	3.35E-04	2.29E-04	3.48E-05	7.08E-05
Abiotic depletion potential (ADP) - elements		kg Sb eq.	3.48E-07	2.90E-07	2.52E-08	3.36E-08
Abiotic depletion potential (ADP) - fossil resources		MJ, net calorific value	1.30E+00	1.04E+00	1.05E-01	1.62E-01
Water deprivation potential (WDP)		m^3 world eq.	8.30E-02	8.17E-02	6.86E-04	6.28E-04

Parameter		Unit	Total	Upstream	Core	Downstream
Primary energy resources - Renewable	Used as energy carrier	MJ, net calorific value	7.62E-01	7.33E-01	2.23E-02	6.35E-03
	Used as raw materials	MJ, net calorific value	7.65E-01	7.65E-01	0.00E+00	0.00E+00
	Total	MJ, net calorific value	1.53E+00	1.50E+00	2.23E-02	6.35E-03
Primary energy resources – Non-renewable	Used as energy carrier	MJ, net calorific value	8.67E-01	5.75E-01	1.14E-01	1.78E-01
	Used as raw materials	MJ, net calorific value	5.99E-01	5.99E-01	0.00E+00	0.00E+00
	Total	MJ, net calorific value	1.47E+00	1.17E+00	1.14E-01	1.78E-01
Secondary material		Kg	N/A	N/A	N/A	N/A
Renewable secondary fuels		MJ, net calorific value	N/A	N/A	N/A	N/A
Non-renewable secondary fuels		MJ, net calorific value	N/A	N/A	N/A	N/A
Net use of fresh water		m^3	3.05E-03	2.95E-03	4.22E-05	6.50E-05

Parameter	Unit	Total	Upstream	Core	Downstream
Hazardous waste disposed	kg	5.89E-08	2.72E-17	5.89E-08	0.00E+00
Non-hazardous waste disposed	kg	6.41E-04	5.76E-17	6.41E-04	0.00E+00
Radioactive waste disposed	kg	1.12E-09	0.00E+00	1.12E-09	0.00E+00
Components for reuse	kg	N/A	N/A	N/A	N/A
Material for recycling	kg	3.24E-03	0.00E+00	3.24E-03	0.00E+00
Materials for energy recovery	kg	2.27E-02	0.00E+00	0.00E+00	2.27E-02
Exported energy, electricity	MJ	N/A	N/A	N/A	N/A
Exported energy, thermal	MJ	N/A	N/A	N/A	N/A

Heruntergeladen von Gast (IP 216.73.217.10) am 25.11.2026 um 02:03 Uhr · sana.swiss

Attends Soft 7

One day of absorbent product use

Parameter		Unit	Total	Upstream	Core	Downstream
Global warming potential (GWP)	Fossil	kg CO_2 eq.	0.338	0.196	0.032	0.110
	Biogenic	kg CO_2 eq.	0.005	0.002	0.000	0.003
	Land use and land use change	kg CO_2 eq.	0.001	0.001	0.000	0.000
	TOTAL	kg CO_2 eq.	0.344	0.198	0.032	0.114
Acidification potential (AP)		kg SO_2 eq.	1.50E-03	1.17E-03	1.32E-04	2.04E-04
Eutrophication potential (EP)		kg PO_4^{3-} eq.	4.34E-04	3.07E-04	2.49E-05	1.02E-04
Photochemical oxidant creation potential (POCP)		kg NMVOC eq.	1.34E-03	9.16E-04	1.39E-04	2.83E-04
Abiotic depletion potential (ADP) - elements		kg Sb eq.	1.39E-06	1.16E-06	1.01E-07	1.34E-07
Abiotic depletion potential (ADP) - fossil resources		MJ, net calorific value	5.21E+00	4.14E+00	4.21E-01	6.49E-01
Water deprivation potential (WDP)		m^3 world eq.	3.32E-01	3.27E-01	2.74E-03	2.51E-03

Parameter		Unit	Total	Upstream	Core	Downstream
Primary energy resources - Renewable	Used as energy carrier	MJ, net calorific value	3.05E+00	2.93E+00	8.93E-02	2.54E-02
	Used as raw materials	MJ, net calorific value	3.06E+00	3.06E+00	0.00E+00	0.00E+00
	Total	MJ, net calorific value	6.11E+00	5.99E+00	8.93E-02	2.54E-02
Primary energy resources – Non-renewable	Used as energy carrier	MJ, net calorific value	3.47E+00	2.30E+00	4.57E-01	7.11E-01
	Used as raw materials	MJ, net calorific value	2.40E+00	2.40E+00	0.00E+00	0.00E+00
	Total	MJ, net calorific value	5.87E+00	4.70E+00	4.57E-01	7.11E-01
Secondary material		Kg	N/A	N/A	N/A	N/A
Renewable secondary fuels		MJ, net calorific value	N/A	N/A	N/A	N/A
Non-renewable secondary fuels		MJ, net calorific value	N/A	N/A	N/A	N/A
Net use of fresh water		m^3	1.22E-02	1.18E-02	1.69E-04	2.60E-04

Parameter	Unit	Total	Upstream	Core	Downstream
Hazardous waste disposed	kg	2.36E-07	1.09E-16	2.36E-07	0.00E+00
Non-hazardous waste disposed	kg	2.56E-03	2.30E-16	2.56E-03	0.00E+00
Radioactive waste disposed	kg	4.48E-09	0.00E+00	4.48E-09	0.00E+00
Components for reuse	kg	N/A	N/A	N/A	N/A
Material for recycling	kg	1.30E-02	0.00E+00	1.30E-02	0.00E+00
Materials for energy recovery	kg	9.07E-02	0.00E+00	0.00E+00	9.07E-02
Exported energy, electricity	MJ	N/A	N/A	N/A	N/A
Exported energy, thermal	MJ	N/A	N/A	N/A	N/A

Heruntergeladen von Gast (IP 216.73.217.10) am 25.11.2026 um 02:03 Uhr · sana.swiss

Attends Lady Night Pad 6

One absorbent product

Parameter		Unit	Total	Upstream	Core	Downstream
Global warming potential (GWP)	Fossil	kg CO_2 eq.	0.090	0.053	0.008	0.030
	Biogenic	kg CO_2 eq.	0.002	0.000	0.000	0.001
	Land use and land use change	kg CO_2 eq.	0.000	0.000	0.000	0.000
	TOTAL	kg CO_2 eq.	0.092	0.053	0.008	0.031
Acidification potential (AP)		kg SO_2 eq.	3.78E-04	3.04E-04	2.55E-05	4.85E-05
Eutrophication potential (EP)		kg PO_4^{3-} eq.	1.09E-04	7.66E-05	5.39E-06	2.70E-05
Photochemical oxidant creation potential (POCP)		kg NMVOC eq.	3.31E-04	2.35E-04	2.85E-05	6.74E-05
Abiotic depletion potential (ADP) - elements		kg Sb eq.	3.51E-07	2.95E-07	2.41E-08	3.19E-08
Abiotic depletion potential (ADP) - fossil resources		MJ, net calorific value	1.45E+00	1.20E+00	9.90E-02	1.54E-01
Water deprivation potential (WDP)		m^3 world eq.	7.49E-02	7.36E-02	6.71E-04	6.00E-04

Parameter		Unit	Total	Upstream	Core	Downstream
Primary energy resources - Renewable	Used as energy carrier	MJ, net calorific value	6.31E-01	6.02E-01	2.23E-02	6.04E-03
	Used as raw materials	MJ, net calorific value	6.60E-01	6.60E-01	0.00E+00	0.00E+00
	Total	MJ, net calorific value	1.29E+00	1.26E+00	2.23E-02	6.04E-03
Primary energy resources – Non-renewable	Used as energy carrier	MJ, net calorific value	9.20E-01	6.43E-01	1.08E-01	1.69E-01
	Used as raw materials	MJ, net calorific value	7.02E-01	7.02E-01	0.00E+00	0.00E+00
	Total	MJ, net calorific value	1.62E+00	1.35E+00	1.08E-01	1.69E-01
Secondary material		Kg	N/A	N/A	N/A	N/A
Renewable secondary fuels		MJ, net calorific value	N/A	N/A	N/A	N/A
Non-renewable secondary fuels		MJ, net calorific value	N/A	N/A	N/A	N/A
Net use of fresh water		m^3	1.79E-01	1.39E-01	7.82E-03	3.22E-02

Parameter	Unit	Total	Upstream	Core	Downstream
Hazardous waste disposed	kg	5.89E-08	3.93E-17	5.89E-08	0.00E+00
Non-hazardous waste disposed	kg	6.41E-04	8.32E-17	6.41E-04	0.00E+00
Radioactive waste disposed	kg	1.12E-09	0.00E+00	1.12E-09	0.00E+00
Components for reuse	kg	N/A	N/A	N/A	N/A
Material for recycling	kg	3.04E-03	0.00E+00	3.04E-03	0.00E+00
Materials for energy recovery	kg	2.15E-02	0.00E+00	0.00E+00	2.15E-02
Exported energy, electricity	MJ	N/A	N/A	N/A	N/A
Exported energy, thermal	MJ	N/A	N/A	N/A	N/A

Heruntergeladen von Gast (IP 216.73.217.10) am 25.11.2026 um 02:03 Uhr · sana.swiss

Attends Lady Night Pad 6

One day of absorbent product use

Parameter		Unit	Total	Upstream	Core	Downstream
Global warming potential (GWP)	Fossil	kg CO_2 eq.	0.362	0.211	0.030	0.120
	Biogenic	kg CO_2 eq.	0.006	0.002	0.000	0.005
	Land use and land use change	kg CO_2 eq.	0.001	0.001	0.000	0.000
	TOTAL	kg CO_2 eq.	0.369	0.214	0.031	0.125
Acidification potential (AP)		kg SO_2 eq.	1.51E-03	1.22E-03	1.02E-04	1.94E-04
Eutrophication potential (EP)		kg PO_4^{3-} eq.	4.36E-04	3.06E-04	2.16E-05	1.08E-04
Photochemical oxidant creation potential (POCP)		kg NMVOC eq.	1.32E-03	9.39E-04	1.14E-04	2.69E-04
Abiotic depletion potential (ADP) - elements		kg Sb eq.	1.40E-06	1.18E-06	9.63E-08	1.28E-07
Abiotic depletion potential (ADP) - fossil resources		MJ, net calorific value	5.80E+00	4.79E+00	3.96E-01	6.17E-01
Water deprivation potential (WDP)		m^3 world eq.	3.00E-01	2.95E-01	2.68E-03	2.40E-03

Parameter		Unit	Total	Upstream	Core	Downstream
Primary energy resources - Renewable	Used as energy carrier	MJ, net calorific value	2.52E+00	2.41E+00	8.90E-02	2.41E-02
	Used as raw materials	MJ, net calorific value	2.64E+00	2.64E+00	0.00E+00	0.00E+00
	Total	MJ, net calorific value	5.16E+00	5.05E+00	8.90E-02	2.41E-02
Primary energy resources – Non-renewable	Used as energy carrier	MJ, net calorific value	3.68E+00	2.57E+00	4.30E-01	6.75E-01
	Used as raw materials	MJ, net calorific value	2.81E+00	2.81E+00	0.00E+00	0.00E+00
	Total	MJ, net calorific value	6.49E+00	5.38E+00	4.30E-01	6.75E-01
Secondary material		Kg	N/A	N/A	N/A	N/A
Renewable secondary fuels		MJ, net calorific value	N/A	N/A	N/A	N/A
Non-renewable secondary fuels		MJ, net calorific value	N/A	N/A	N/A	N/A
Net use of fresh water		m^3	7.14E-01	5.54E-01	3.13E-02	1.29E-01

Parameter	Unit	Total	Upstream	Core	Downstream
Hazardous waste disposed	kg	2.36E-07	1.57E-16	2.36E-07	0.00E+00
Non-hazardous waste disposed	kg	2.56E-03	3.33E-16	2.56E-03	0.00E+00
Radioactive waste disposed	kg	4.48E-09	0.00E+00	4.48E-09	0.00E+00
Components for reuse	kg	N/A	N/A	N/A	N/A
Material for recycling	kg	1.22E-02	0.00E+00	1.22E-02	0.00E+00
Materials for energy recovery	kg	8.61E-02	0.00E+00	0.00E+00	8.61E-02
Exported energy, electricity	MJ	N/A	N/A	N/A	N/A
Exported energy, thermal	MJ	N/A	N/A	N/A	N/A

Heruntergeladen von Gast (IP 216.73.217.10) am 25.11.2026 um 02:03 Uhr · sana.swiss

Programme-related information and verification

This EPD follow the PCR 2011:14 Absorbent Hygiene Products (3.0.2)
Product Category Rules review was conducted by: The Technical Committee of the International EPD® System. Chair: Massimo Marino Contact via info@environdec.com
Independent verification of the declaration and data, according to ISO 14025:2006: ☐ EPD Process certification (internal) ☑ EPD Verification (External)
Third party verifier: Daniel Böckin (daniel@miljogiraff.se) and Karin Lagercrantz (karin@miljogiraff.se) under the guidance of Marcus Wendin (marcus@miljogiraff.se) Miljögiraff AB www.miljogiraff.se

EPD owner:	Attends Healthcare AB Järnvägsgatan 4, 548 33, Aneby, Sweden Fredrik Gustavsson, fredrik.gustavsson@attindas.com
Programme operator:	EPD International AB Box 210 60, 100 31, Stockholm, Sweden info@environdec.com

Heruntergeladen von Gast (IP 216.73.217.10) am 25.11.2026 um 02:03 Uhr · sana.swiss

Differences compared to previous version

Version 1.

References

EPD International (2022). Environmental Performance Indicators

EPD International (2021) General Programme Instructions for the International EPD® System. Version 3.01.

EPD International (2022). PCR 2011 :14 Absorbent Hygiene Products (3.0.2)

Eurostat (2022). Retrieved online data code: ENV_WASMUN last update: 26/09/2022 23:00

ISO 14040 (2006). Environmental management – life cycle assessment – principal and framework. International Standard ISO 14040, Geneva, Switzerland: International Organization for Standardization – ISO.

ISO 14044 (2006). Environmental management – life cycle assessment – Requirements and guidelines. International Standard ISO 14044, Geneva, Switzerland: International Organization for Standardization – ISO.

Sea distances (2022) Retrieved from https://sea-distances.org/

Heruntergeladen von Gast (IP 216.73.217.10) am 25.11.2026 um 02:03 Uhr · sana.swiss